

CIGRE 2020 e-Sessionの 各Session参加登録方法について

2020年8月

日本CIGRE国内委員会（JNC）

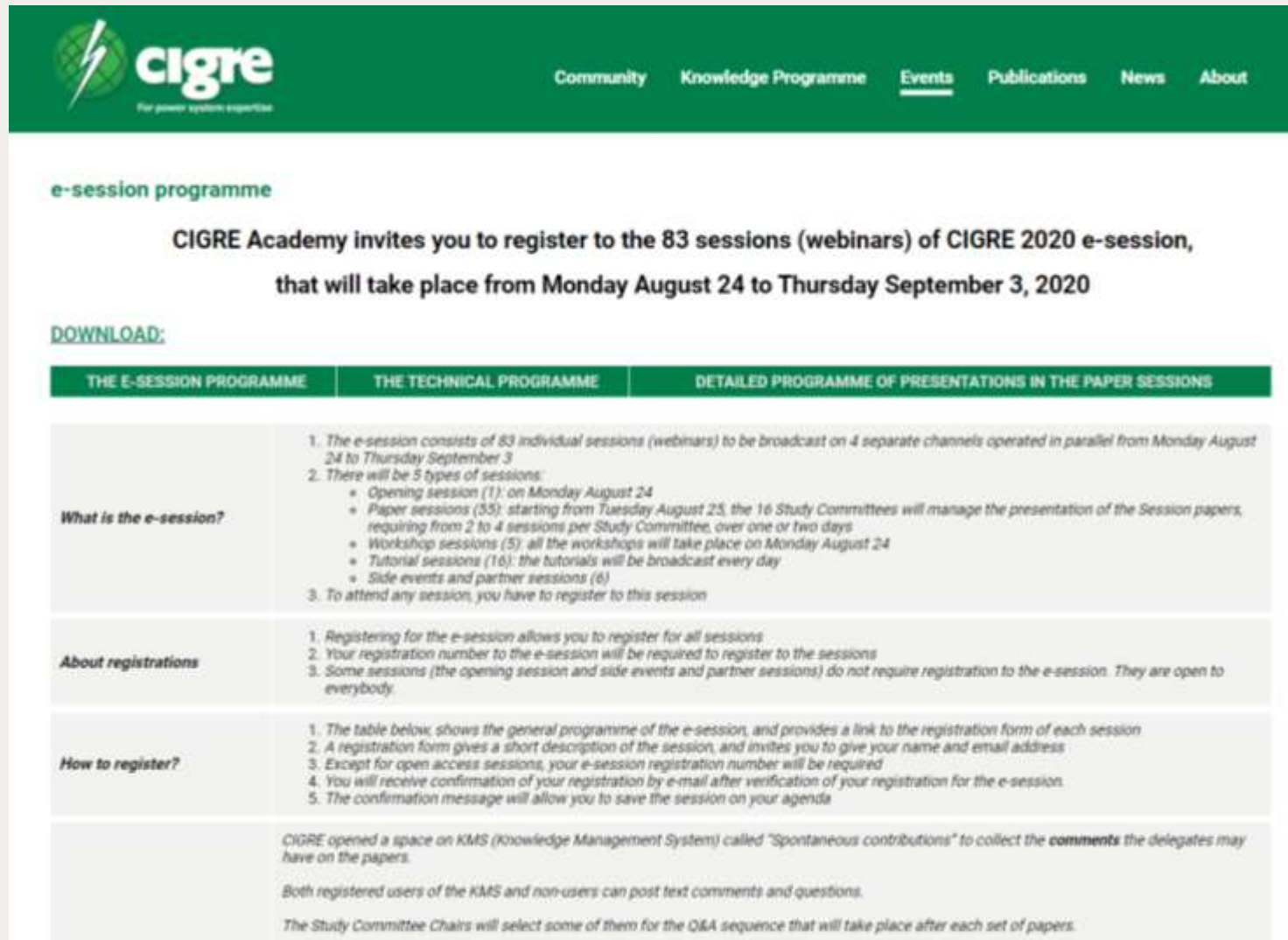


cigre

For power system expertise

本部“e-session programme”のWebサイト

https://www.cigre.org/article/GB/events/cigre-e_session/e-session-programme



e-session programme


CIGRE Academy invites you to register to the 83 sessions (webinars) of CIGRE 2020 e-session, that will take place from Monday August 24 to Thursday September 3, 2020

DOWNLOAD:

THE E-SESSION PROGRAMME	THE TECHNICAL PROGRAMME	DETAILED PROGRAMME OF PRESENTATIONS IN THE PAPER SESSIONS
What is the e-session?	<ol style="list-style-type: none">1. The e-session consists of 83 individual sessions (webinars) to be broadcast on 4 separate channels operated in parallel from Monday August 24 to Thursday September 32. There will be 5 types of sessions:<ul style="list-style-type: none">• Opening session (1): on Monday August 24• Paper sessions (35): starting from Tuesday August 25, the 16 Study Committees will manage the presentation of the Session papers, requiring from 2 to 4 sessions per Study Committee, over one or two days• Workshop sessions (5): all the workshops will take place on Monday August 24• Tutorial sessions (16): the tutorials will be broadcast every day• Side events and partner sessions (6)3. To attend any session, you have to register to this session	
About registrations	<ol style="list-style-type: none">1. Registering for the e-session allows you to register for all sessions2. Your registration number to the e-session will be required to register to the sessions3. Some sessions (the opening session and side events and partner sessions) do not require registration to the e-session. They are open to everybody.	
How to register?	<ol style="list-style-type: none">1. The table below, shows the general programme of the e-session, and provides a link to the registration form of each session2. A registration form gives a short description of the session, and invites you to give your name and email address3. Except for open access sessions, your e-session registration number will be required4. You will receive confirmation of your registration by e-mail after verification of your registration for the e-session.5. The confirmation message will allow you to save the session on your agenda	
<p>CIGRE opened a space on KMS (Knowledge Management System) called "Spontaneous contributions" to collect the comments the delegates may have on the papers.</p> <p>Both registered users of the KMS and non-users can post text comments and questions.</p> <p>The Study Committee Chairs will select some of them for the Q&A sequence that will take place after each set of papers.</p>		



下にスクロール
してください！



各Sessionの参加登録

前頁からスクロールすると、この画面が出てきます。

About the video recordings of the sessions


2. They will be accessible to duly registered delegates to the e-session, from the "delegates" platform"
3. The sessions in open access (the opening session and side events and partner sessions) will be available from that page a few hours after the broadcasts

CHANNEL 1		CHANNEL 2		CHANNEL 3		CHANNEL 4	
CEST Time	Session	CEST Time	Session	CEST Time	Session	CEST Time	Session
Mon. Aug. 24		Mon. Aug. 24		Mon. Aug. 24		Mon. Aug. 24	
8:30 - 10:20	Opening ceremony	8:30 - 10:20		8:30 - 10:20		8:30 - 10:20	
10:40 - 12:30	B4 Workshop	10:40 - 12:30	A3 Tutorial	10:40 - 12:30	C6 Tutorial	10:40 - 12:30	C2 Tutorial
14:00 - 18:30	C6 Workshop	14:00 - 18:30	C2-C5 Workshop	14:00 - 18:30	C4 Workshop	14:00 - 18:30	A3/B4 Workshop
Tue. Aug. 25		Tue. Aug. 25		Tue. Aug. 25		Tue. Aug. 25	
8:30 - 12:30	C4 Paper session 1	8:30 - 12:30	D2 Paper session 1	8:30 - 12:30	C3 Paper session 1	8:30 - 12:30	A2 Paper session 1
14:00 - 18:30	C4 Paper session 2	14:00 - 18:30	D2 Paper session 2	14:00 - 18:30	C3 Paper session 2	14:00 - 18:30	A1 Tutorial
Wed. Aug. 26		Wed. Aug. 26		Wed. Aug. 26		Wed. Aug. 26	
8:30 - 12:30	C4 Paper session 3	8:30 - 12:30	D2 Paper session 3	8:30 - 12:30	A3 Paper session 1	8:30 - 12:30	A1 Paper session 2
14:00 - 18:30	C4 Paper session 4	14:00 - 18:30	D2 Paper session 4	14:00 - 18:30	A3 Paper session 2	14:00 - 18:30	B3 Tutorial
Thu. Aug. 27		Thu. Aug. 27		Thu. Aug. 27		Thu. Aug. 27	
8:30 - 12:30	B5 Paper session 1	8:30 - 12:30	C6 Paper session 1	8:30 - 12:30	C2 Paper session 1	8:30 - 12:30	A3 Paper session 3
14:00 - 18:30	B5 Paper session 2	14:00 - 18:30	C6 Paper session 2	14:00 - 18:30	C2 Paper session 2	14:00 - 18:30	D1 Tutorial

参加登録したいPaper Session, Tutorial等をクリックしてください

Session参加登録方法

当該Sessionをクリックすると、このような画面が出てきます。



The screenshot shows the registration page for Workshop C4 - System Strength. At the top, there is a CIGRE logo and the text "SC C4 - Power system technical performance". Below this, the workshop title "Workshop C4 - System Strength - A story about not enough shepherds and too many sheep" is displayed. The dates "Mon, Aug 24, 2020 9:00 PM - Tue, Aug 25, 2020 1:00 AM JST" and a link "Show in My Time Zone" are shown. A paragraph of text describes the workshop's focus on system strength and control instabilities. To the right of this text is a CIGRE SC C4 logo. Below the text, there are input fields for "First Name*", "Last Name*", and "Email Address*". A disclaimer states that the form is not designed to collect confidential or sensitive personal information. A note asks the user to enter their registration number, with a link to find it. At the bottom, there is a "Register" button and a line of text stating that clicking the button submits information to the website organizer.

Required field

First Name* Last Name*

Email Address*

Unless making a secure payment with your credit or debit card via a third-party payment processor, this form is not designed to collect confidential or sensitive personal information (e.g., financial information, social security numbers).

Please enter your registration number you received with your paid invoice. This number can be found here: <https://www.cigre.org/GB/events/registration-number-info>

By clicking this button, you submit your information to the website organizer, who will use it to communicate with you regarding this event and their other services.

Register

First Name(名)
Last Name(姓)
メールアドレスを入力

登録されている
Registration Numberを
入力(3桁か4桁)

Registerをクリック



Session参加登録後

○Session参加登録されたら、数時間～数日以内に当該SessionのGoToWebinarの招待メールが届きます。

○各Sessionで利用するツール“GoToWebinar”には、参加定員(1000名 or 500名)があるので、参加されたいSessionはお早めに登録ください。

★使われるPC環境で”GoToWebinar”が問題なく使用できるか、事前にご確認ください。なお、各PC環境に関するお問い合わせはJNCではサポートしかねます。

（会社PCの場合、情報システム・セキュリティ担当の方に問い合わせください。）

